

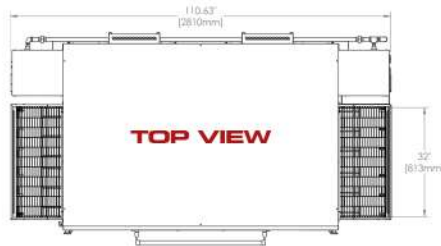
# XLT<sup>®</sup>

SmartSolutions™

## 3280

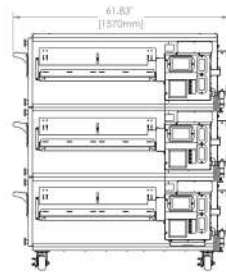
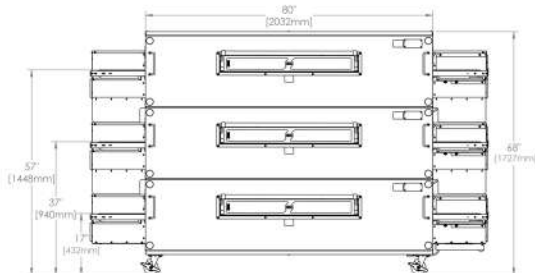
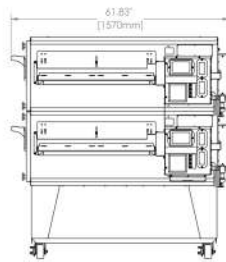
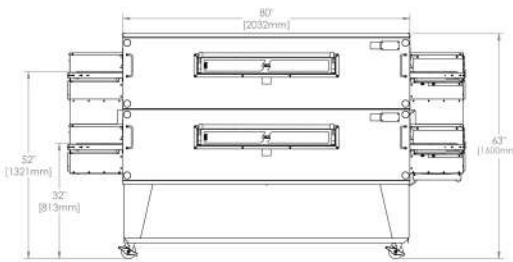
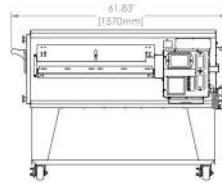
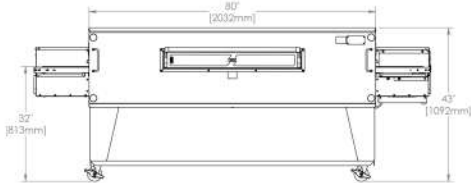
H-version Oven

32" WIDE CONVEYOR  
80" LONG BAKE CHAMBER  
GAS



FRONT VIEWS

SIDE VIEWS



### GAS OVEN

#### HEATING VALUES

**STANDARD**  
BTU/Hr: 235,000

**WORLD**  
Natural: 67.08 Kw/Hr  
241.49 Mj/Hr  
Propane: 69.25 Kw/Hr  
249.30 Mj/Hr  
Butane: 73.85 Kw/Hr

#### ELECTRICAL REQUIREMENT

**STANDARD**  
120 VAC, 8.5 Amps  
50/60 Hz

**WORLD**  
220/230/240 VAC Option  
7 Amps, 50/60 Hz

#### INLET PRESSURE RANGE

<b>NATURAL GAS</b>	<b>PROPANE GAS</b>
W/C: 6-14	W/C: 11.5-14
mbar: 15-35	mbar: 27.5-35
kPa: 1.50-3.50	kPa: 2.75-3.50
kPa (Korea): 1.50-2.50	kPa (Korea): 2.30-3.30

#### MANIFOLD PRESSURE RANGE

<b>NATURAL GAS</b>	<b>PROPANE GAS</b>
W/C: 3.5	W/C: 10
mbar: 8.75	mbar: 25
kPa: 0.875	kPa: 2.50

#### WEIGHT

Single: 1347 lbs / 611 kg  
Double: 2455 lbs / 1113 kg  
Triple: 3519 lbs / 1596 kg

### WARRANTY

**USA & CANADA**  
7 YEARS

**INTERNATIONAL**  
5 YEARS

\*A MINIMUM OF A 1½" GAS SUPPLY LINE IS REQUIRED. THE GAS LINE MUST BE PLACED TO THE SIDE OF THE OVEN AND CANNOT BE BEHIND THE CONTROL BOX.

**WWW.XLTOVENS.COM**

**24/7/365 LIVE TECHNICAL SUPPORT**

**(316) 943-2751**

**service@xltovens.com**

**sales@xltovens.com**

